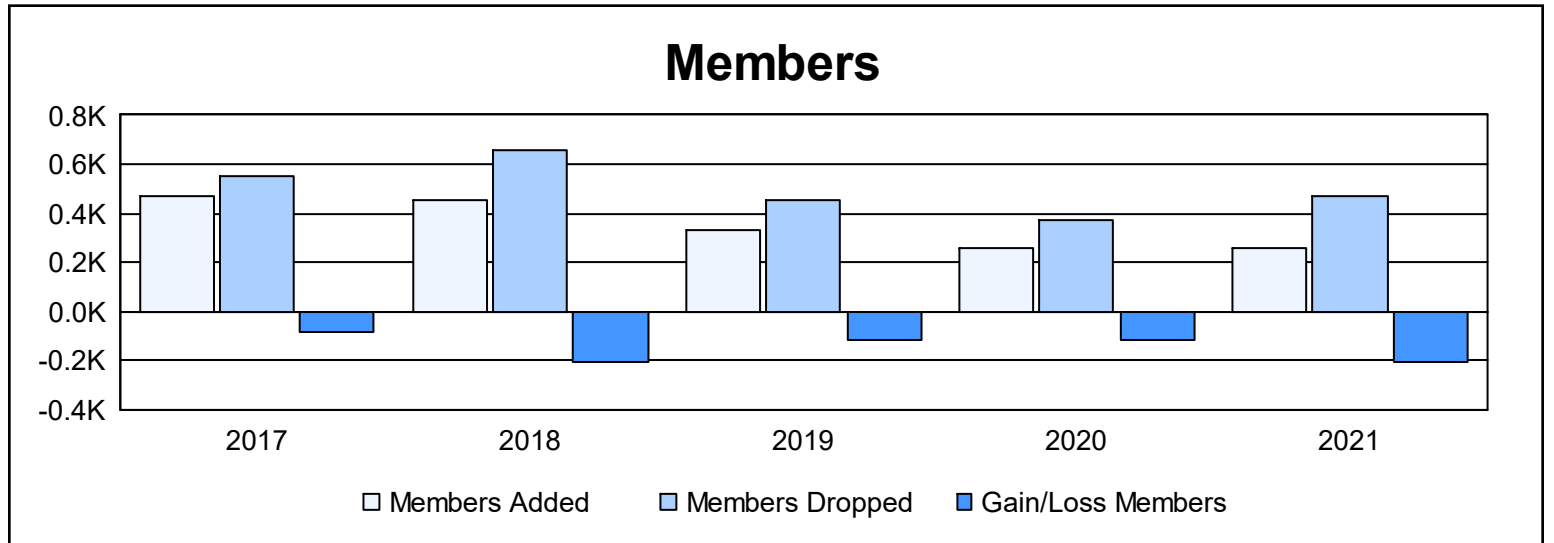
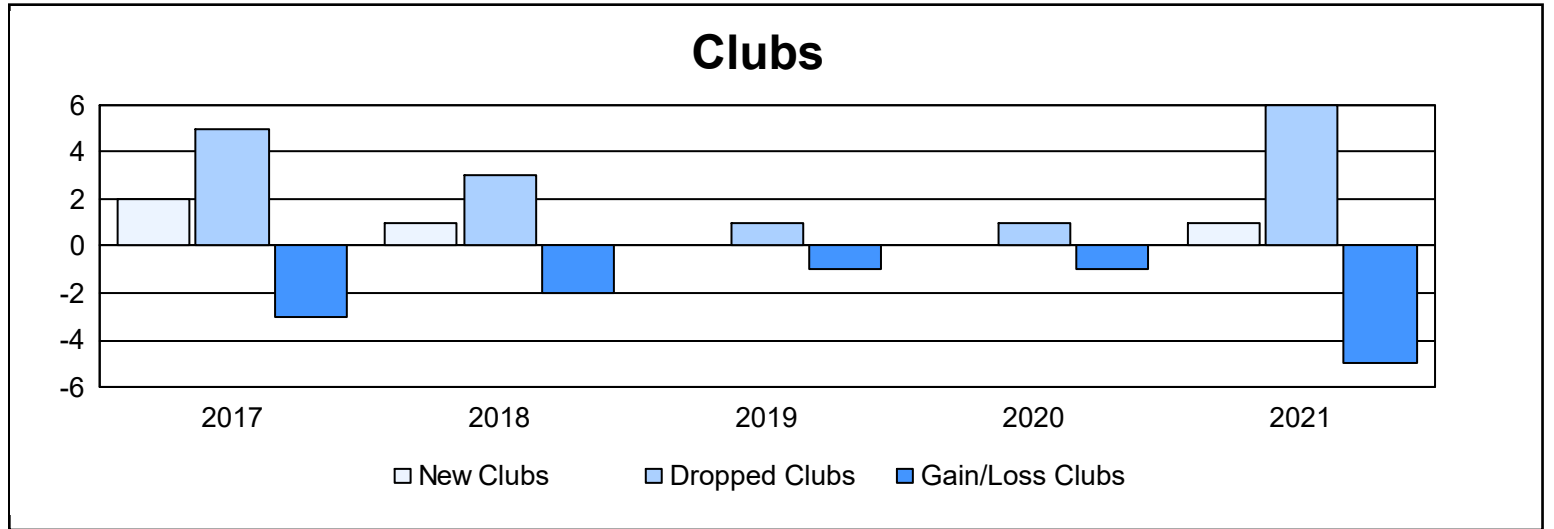


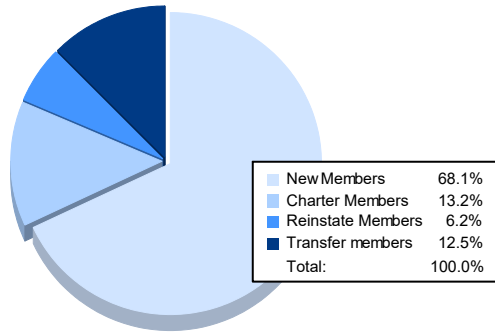
**Multiple District C**

As of June 2021 Cumulative

| Year           | New Clubs | Dropped Clubs | Gain/ Loss Clubs | New Members | Charter Members | Reinstate Members | Transfer Members | Total Member Added | Total Members Dropped | Gain/ Loss Members |
|----------------|-----------|---------------|------------------|-------------|-----------------|-------------------|------------------|--------------------|-----------------------|--------------------|
| 2016-2017      | 2         | 5             | -3               | 362         | 55              | 26                | 25               | 468                | 554                   | -86                |
| 2017-2018      | 1         | 3             | -2               | 361         | 37              | 12                | 40               | 450                | 658                   | -208               |
| 2018-2019      | 0         | 1             | -1               | 287         | 6               | 21                | 20               | 334                | 451                   | -117               |
| 2019-2020      | 0         | 1             | -1               | 222         | 1               | 15                | 18               | 256                | 375                   | -119               |
| 2020-2021      | 1         | 6             | -5               | 175         | 34              | 16                | 32               | 257                | 466                   | -209               |
| <b>Average</b> | <b>1</b>  | <b>3</b>      | <b>-2</b>        | <b>281</b>  | <b>27</b>       | <b>18</b>         | <b>27</b>        | <b>353</b>         | <b>501</b>            | <b>-148</b>        |



### Membership Composition June 2021 Cumulative



### Gender Composition June 2021 Cumulative

